



## An Invitation to Excellence

September 24th - 25th, 2010  
Groton, Connecticut



### **Veterinary Technician and Support Staff Program Including Scientific Sessions, Practice Management Sessions and Wet-Lab Information**

#### **21 CE Total Hours**

This year's Annual Symposium program is being expanded in many ways, including the addition of a specific program designed for veterinary technicians, assistants and practice managers. The Veterinary Technician and Support Staff Program includes an exceptionally well-rounded group of speakers including both credentialed veterinary technicians and veterinarians discussing a wide range of topics over a full day and a half of lectures. This will then be followed by an exciting wet-lab opportunity for veterinary technicians and assistants to increase their skill levels in a unique hands-on experience provided at the Mystic Valley Hunt Club. This program is being offered in conjunction with the American Association of Equine Veterinary Technicians and Assistants (AAEVT), a new educational partner of the NEAEP. Technicians may attend the Thursday September 23rd DVM Scientific sessions for an additional 7 advanced CE hours.

#### **Speakers & Topics**



**Tom Divers, DVM, Dip. ACVIM, Dip. ACVECC**

Sponsored By:



#### **Practical Use of Clinical pathology Testing in Equine Practice**

This presentation will discuss bench top or hand held laboratory testing that can be used in equine practice. How to use the testing to improve patient management will be emphasized.



**Harold C. Schott II, DVM, PhD, Dip. ACVIM**

#### **Fluid therapy tricks in a challenging economy**

Dehydrated horses need fluid therapy support BUT do they all need intravenous fluids? Administration of water and salts with a stomach tube can be highly effective, and economical, in horses with impaction colic and enterocolitis. Further, administration of oral electrolytes is a useful tool to limit the amount (and cost) of intravenous fluid therapy administered to many horses. This talk will review the pros and cons of parental fluid therapy and provide you (and your boss) with tools that may both improve patient care and decrease the cost of providing optimal fluid therapy to equine patients in your practice.



**Michelle LeBlanc, DVM, Dip. ACT**

#### **Endometritis – Signs, Symptoms and Treatment**

Identifying typical signs of uterine inflammation or infection will be of great assistance to your veterinarian as you can prepare the needed equipment quickly. A synopsis of why and how inflammation occurs and how it proceeds to bacteria endometritis will be given followed by case workups.



**Juan Samper, DVM, Dip. ACT**

**Semen Handling**

Although sperm cells are very fragile they can also tolerate gradual and severe changes. This lecture will focus and appropriate handling techniques to prevent sperm damage.



**Wendy Vaala, VMD, ACVIM**

Sponsored By:



**Foal Care**

The Foal faces many challenges as it enters the world: discussion on what to look for in the first few hours, how to be best prepared, and an overview of diseases and medical challenges of the new born and through its first year.



**Kit Miller, DVM**

**The Technician's Role in a Sport Horse Practice**

The Technician can assist the practitioner in many ways in a Sport Horse practice from being familiar with the various procedures, the equipment, the routine, clients and their horses, tracking charges and being a true administrative assistant as well as being a technician.



**John J. Dascanio, VMD, Dip. ACT & ABVP**

**Equine Dystocia - What to look for - A Technician's Role**

We will discuss the stages of parturition; key points to knowing if the delivery is normal; how to prepare the mare for veterinary manipulation; which equipment is need to correct dystocias; terminology associated with abnormal fetal presentation, posture and position; and how to recognize abnormalities not directly related to the foal. In addition, we will also discuss a normal mare foaling video.

**Sarah Dusavage, LVT**

**Complication in Equine Anesthesia**

Monitoring and administering anesthesia to the equine patient can be challenging. Discussion on the parameters to be familiar with, the signs and symptoms of when things are starting to go wrong, and what to do to counter those affects.

**Business Infusions**

**Inventory Management & Utilizing Your Software**

This presentation is about how to more effectively utilize practice management software to manage and control inventory in an equine practice, which is a significant cost in all practices. Specific areas to be covered include budgeting, determining reorder points, inventory in multiple locations, tracking controlled and expiring drugs, and transferring inventory within a practice.

**Katie Soobrian, RVT**

**Managing for Success in an Equine Practice**

Overview of a career path fromHow RVTs help a practice succeeds - their varying roles: taking the extra step to make each vist or experience memorable whether in the field or from the office. How a technician can bring added value to the practice through their experience - keeping inventory and accounts receivable in check. Discussion on the value and importance of Customer service, and keeping and developing loyal clients.



**Mark Baus, DVM**

**How to Expand Your Job Description**

Presentation will cover ideas from a practitioner and practice owner perspective on how a technician or assistant can enhance their career rather than just developing a job, how they can make themselves indispensable to their employer through expanding their responsibilities and how embracing the role of an administrative assistant can become a valuable opportunity in addition to your role as a veterinary technician or assistant.

**Wet-Lab Speakers and Topics**



**Jamie DeFazio, CVT**

**Intravenous Catheter Wet Lab**

This lab will review the various types of intravenous catheters used in the equine patient, as well as different techniques and locations for placement. Over-the-needle, over-the-wire, and peel away catheters will be demonstrated. There will be a chance for participants to become familiar with the various catheters using a model vein. The different locations discussed will be jugular, cephalic, and the lateral thoracic.

**Joni Watkins, LVT  
Equine Radiographic**

Positioning, basic x-ray techniques, how to capture a diagnostic radiograph, and the components of and how to properly set up an x-ray machine.

**Scott Giebler**

Sponsored By:




**Equine Ultrasound**

Positioning, different probes and their use, how to capture a diagnostic ultrasound exam for the leg, the heart, the lung, and the components of and how to properly set up an ultrasound machine

**Veterinary Technician and Support Staff Program Including Scientific sessions, Practice Management Sessions and Wet-Lab Information Schedule:**

**Friday , September 24th, 2010**

**Conference Room 5 - AAEVT Scientific Session**

8-9am - Practical Use of Clinical pathology Testing in Equine Practice - **Dr. Tom Divers**  Bayer HealthCare


9-10am - Fluid Therapy Tricks in a Challenging Economy - **Dr. Hal Schott**

10-11am - Endometritis - Signs, Symptoms, Treatment - **Dr. Michele LeBlanc**

11-11:30am - **Break**

11:30-12:30pm - Semen Handling - **Dr. Juan Samper**

12:30-1:30pm - **Lunch**

1:30-2:30pm - Foal Care - **Dr. Wendy Vaala** - Sponsored By:  **Intervet**  
Schering-Plough Animal Health


2:30-3:30pm - The Technician's Role in a Sport Horse Practice - **Dr. Kit Miller**

3:30-3:45pm - **Break**

3:45-4:35pm - Dystocia - What to look for - A Technician's Role - **Dr. John Dascanio**

4:40-5:30pm - Complications of Equine Anesthesia - **Sarah Dusavage, LVT**

5:30pm - Cocktail Reception

6:30pm - AAEVT Dinner and Silent Auction: Sponsored By:  **Pfizer Animal Health**

**Saturday, September 25th, 2010**

**Conference Room 5 - Practice Management Program** Sponsored By:



8-9am - Inventory Management & Utilizing Your Software - **Business Infusions**

9-10am - Managing for Success in an Equine Practice - **Katie Soobrian, RVT**

10-10:15am - Break

10:15-11:15am - How To Expand Your Job Description - **Dr. Mark Baus**

11:15-12pm - Roundtable Discussion and Case Studies: Challenges facing the Technician and Assistant, Providing Value, Successful Teams - **Carli Dekat, Emily Bashton, LVT and Deb Reeder, RVT**

12-12:45pm - Challenges facing the Equine Technician and Assistant/ Marketing Yourself/ Providing Value - Roundtable Discussion- **Carli Dekat, Emily Bashton & Deb Reeder**

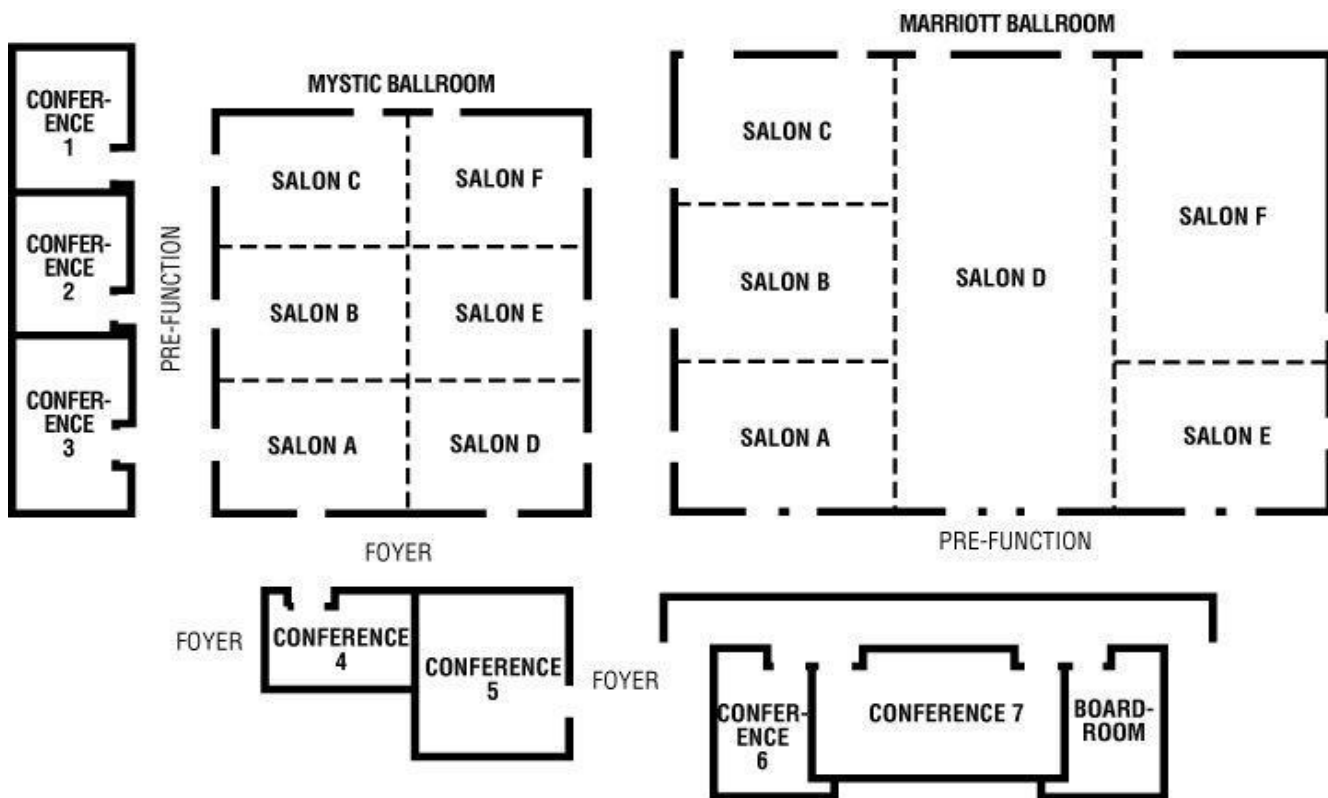
**1pm - Bus Departs for Hunt Club Stables - Wet Labs (Box Lunches Provided)**

Attendees select one Wet Lab each session. In these wet lab sessions attendees will have the opportunity to practice hands on elements of:

**Session 1:** 1-15- 2:45pm – Radiology Positioning / Basics of Ultrasound / Catheter Placement

**Session 2:** 3- 4:30pm – Radiology Positioning / Basics of Ultrasound / Catheter Placement

4:45 pm - Bus Departs for Marriott Hotel



**EDUCATIONAL PARTNERS**

